

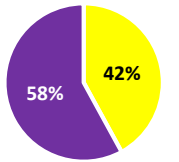
SCHOOL OF ARTS AND SCIENCES

- Communication and Arts (C&A)
- Criminal Justice Administration and Social Sciences (CJASS)
- Biology, Chemistry and Environmental Health Sciences (BCEH)
- Computer Science, Physics and Engineering (CPE)

Spring 2020

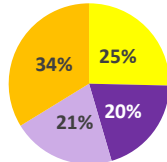
Current Enrollment	1025	Freshman Retention Rate	57%
New Freshmen	406	Fall-Spring Return Rate (Total Pop.)	84%
Graduation Rate	21%	Fall-Fall Return Rate (Total Pop.)	61%

Gender



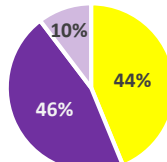
■ Male ■ Female

Department



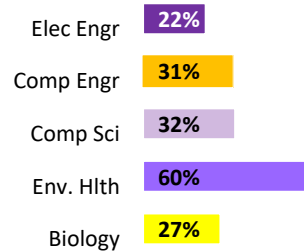
BCEH C&A ■ CPE ■ CJASS ■ SC

Residency

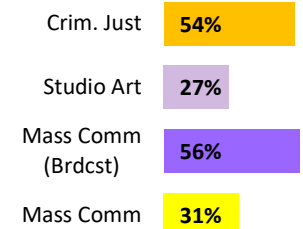


SC ■ Non-SC ■ Int'l

Placement in Field



Placement in Field



ENROLLMENT BY MAJOR

GRADUATES BY MAJOR

	FR	SO	JR	SR	Total	15-16	16-17	17-18	18-19	Total	Grad Rate
English	12	6	5	7	30	6	3	3	2	14	0%
Mass Communication	28	32	12	15	87	27	15	16	18	76	33%
Music	29	27	6	5	67	8	7	5	3	23	17%
Studio Art	11	6	4	8	29	3	2	3	4	12	9%
Criminal Justice	59	22	37	33	151	37	23	32	31	123	18%
Cybersecurity	11	6			17						
History	1	2	1		4	2	2	4		8	33%
Interdisciplinary Studies		2	3	16	21	22	14	11	10	57	50%
Political Science	2	5	5	2	14	5	5	2	3	15	60%
Psychology	47	37	27	23	134	25	20	14	9	68	14%
Sociology		1	3	1	5	2	1	1	1	5	0%
Biology	119	48	37	26	230	52	35	19	37	143	37%
Chemistry	5	5	1	2	13	4	4		4	12	20%
Environmental Health Science	7	3	6	1	17	1	5	2	2	10	0%
Computer Science	39	16	11	10	76	7	5	1	3	16	0%
Computer Engineering	20	13	2	10	45	7	7	3	9	26	11%
Electrical Engineering	36	15	4	7	62	7	4	4	3	18	7%
Environmental Engineering	9	2	1	2	14	1	3	1	1	6	50%
Mathematics			1	1	2		2		2	4	0%
Physics	3	3			6	1	3			4	
Transportation Engineering				1	1	2			1	3	0%
TOTAL					1025					643	